

Transportation

成田国際空港

from NARITA International Airport (NRT)

1. Domestic flight
(95 min.)

BUS or HARUKA
(85 min.)

NARITA
International
Airport
(NRT)



KANSAI Airport (KIX)
ITAMI Airport (ITM)



BUS
(55 min.)

KYOTO
Station



JR
Narita Express
(53 min.)

TOKYO
Station

2. Shinkansen
(2 h. 35 min.)

1. Domestic flights to KANSAI International Airport (KIX) and ITAMI Airport (ITM) * only domestic airport

1. Go to the departure terminal

When arriving at NRT airport, check the departure terminal of your domestic flight. If the departure terminal is different from your current location, please use the shuttle bus to travel between the terminals. Please note that terminals for arrivals and departures may vary depending on the airline. We recommend checking this information in advance.

Search airline



You can check the terminals for arrival and departure on the date of flight below.

Search departure



Search arrival



Transportation from NARITA International Airport (NRT)

1. Go to the departure terminal

Arrive

Terminal 1



Departure

Terminal 1 **T1**

1F South Wing
Domestic check-in counter

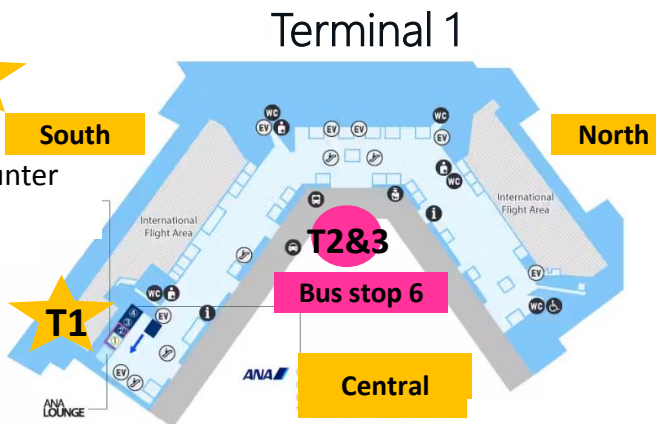
Departure

Terminal 2 & Terminal 3

1F Central (outside)
Bus Stop No. 6
take a shuttle bus

T2 → 1F Domestic check-in

T3 → 2F Domestic check-in



Arrive

Terminal 2



Departure

Terminal 1

1F Outside take a shuttle bus
Bus Stop No. 8 & No.18
T1 → 1F Domestic check-in

Departure

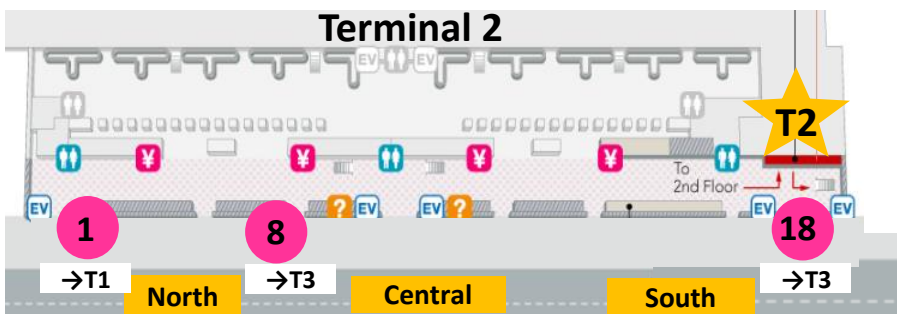
Terminal 3

1F Outside take a shuttle bus
Bus Stop No. 1
T3 → 2F Domestic check-in

Departure

Terminal 2 **T2**

1F South Wing
Domestic check-in counter



Arrive

Terminal 3



Departure

Terminal 1

1F Outside take a shuttle bus
Bus Stop No. 3
T1 → 1F Domestic check-in

Departure

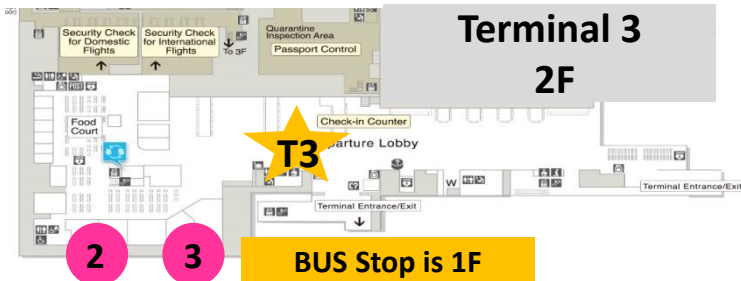
Terminal 2

1F Outside take a shuttle bus
Bus Stop No. 2 & No.3
T2 → 1F Domestic check-in

Departure

Terminal 3 **T3**

2F Domestic check-in counter



Transportation

成田国際空港

from NARITA International Airport (NRT)

1. Domestic flights to KANSAI International Airport (KIX)
and ITAMI Airport (ITM) * only domestic airport

2. Check-in & security screening for domestic flights

3. Arrival at KANSAI International Airport (KIX) & ITAMI Airport (ITM)

After arriving at KIX or ITM Airport, please check the information on how to get to Kyoto (Hotel Granvia).

ACCESS



Transportation from KIX

Transportation from ITM

Transportation 成田国際空港 from NARITA International Airport (NRT)

2. JR Narita Express & JR Shinkansen

NARITA
International
Airport (NRT)



Narita Express
(53 min.)

TOKYO
Station

JR
Shinkansen
(2 h. 35 min.)

KYOTO
Station



Terminal 1 → NARITA Airport Station

From Arrival gate (1F Terminal1), go down to B1F.



Terminal 2 → NARITA Airport T2 Station

From Arrival Lobby A, follow the guide and go down to B1F. Go straight.



Terminal 3 → NARITA Airport T2 Station

From Arrival Lobby, go outside from North Exit 1.
Take a terminal shuttle bus (free) and move to T2.
Follow the guide and Take the escalator to go down to B1F.



Transportation 成田国際空港 from NARITA International Airport (NRT)

2. JR Narita Express & JR Shinkansen

JR NARITA Express

JR NARITA Express platform and KEISEI platform are located at the same station.

JR NARITA Express and **KEISEI Line**

The ticket machine is located next to the turnstiles.

Take **JR NARITA Express**.

Tokyo Station is the terminal station (approx. 53 min.).

Ordinary Car: 3,070 Yen

Green Car (first class): 3,840 Yen



Ticket reservation

Arriving at **Tokyo Station (platform B5F)**, move to **1F TOKAIDO Shinkansen gate**.

TOKAIDO Shinkansen BLUE

JR Shinkansen

One-way:

13,970yen~



Take the **TOKAIDO Shinkansen** to **Kyoto Station** (approx. 2 h. 35 min.).



Follow the sign.

Arriving at Kyoto Station, walk to the **Shinkansen Central Gate**. Take the escalator on your right to Hotel Granvia. Hotel Granvia is a 3-minute walk from the station.



Take the escalator on your right and go straight. The entrance of Hotel Granvia is on your right.


①



Walk to escalator.



③



Entrance

②

Go straight.

