

Transportation

from HANEDA Airport (HND) 羽田空港



1. Domestic flights to KANSAI International Airport (KIX) and ITAMI Airport (ITM) * only domestic airport

1. Go to the departure terminal

When arriving at NRT airport, check the departure terminal of your domestic flight. If the departure terminal is different from your current location, please use the shuttle bus to travel between the terminals. Please note that terminals for arrivals and departures may vary depending on the airline. We recommend checking this information in advance.

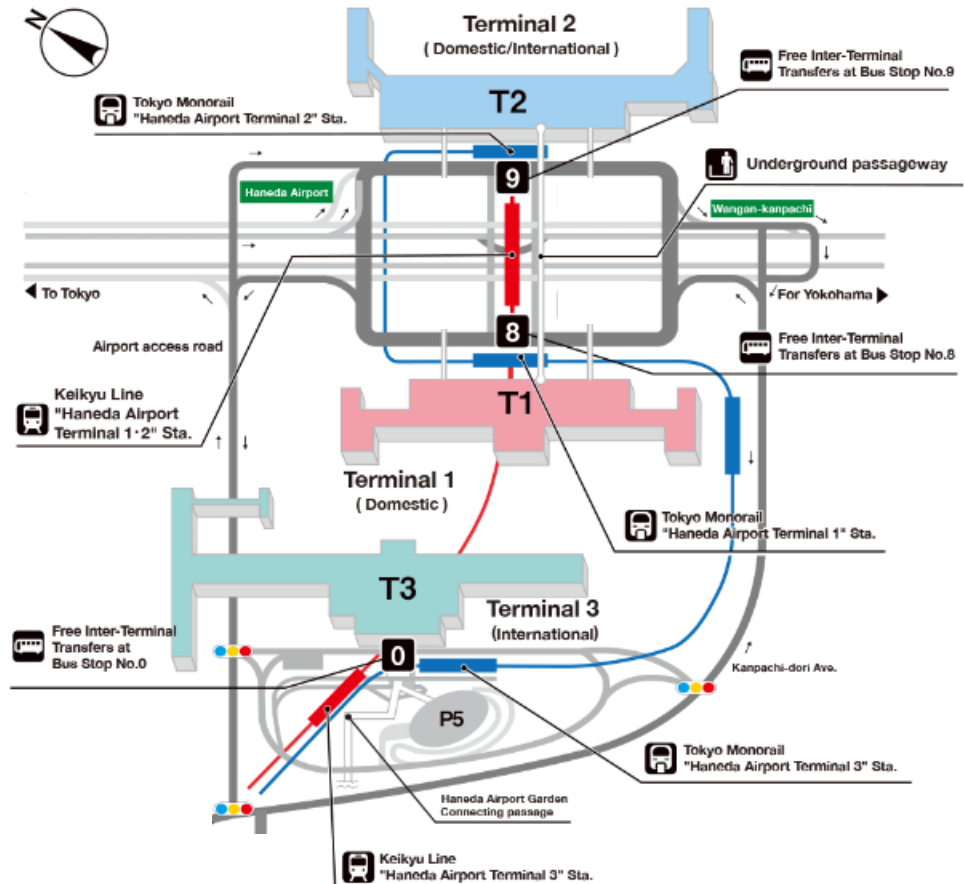
Domestic flights are from T1 & T2.

Search arrival (International flights)



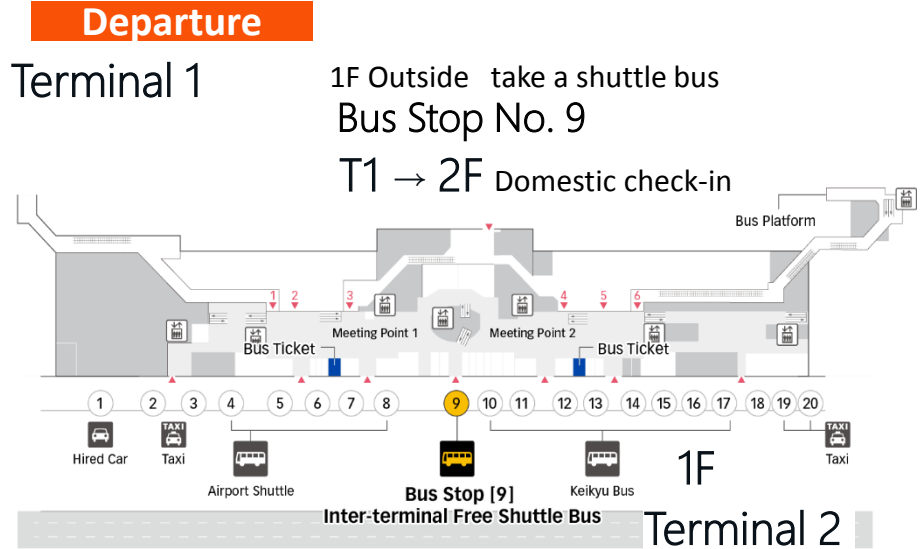
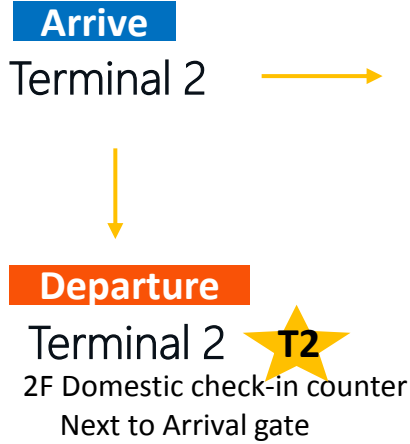
You can check the terminals for arrival and departure to KIX/ITM.

Search departure (Domestic flights)



Transportation from HANEDA Airport (HND) 羽田空港

1. Go to the departure terminal

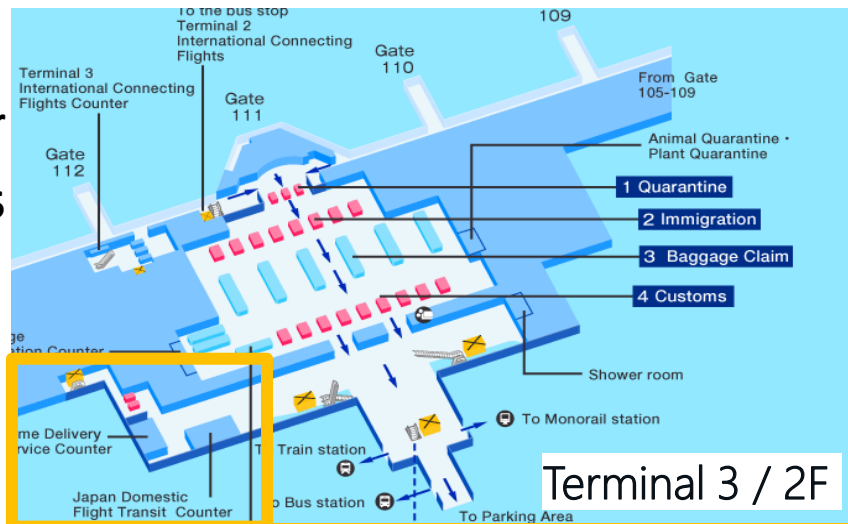


Terminal 3 / 2F Domestic flights transit check-in counter

Terminal 3 / 2F
Domestic flights transit
check-in counter

OPEN 5:30-11:00 / 13:30-19:45

If the T3 Domestic flights transit
check-in counter is **not open**,
please proceed to Terminal 1 and
Terminal 2 directly.



After completing Domestic flight Security Screening,
please board the bus bound for Terminal 1 & Terminal 2.

Transportation

from HANEDA Airport (HND) 羽田空港

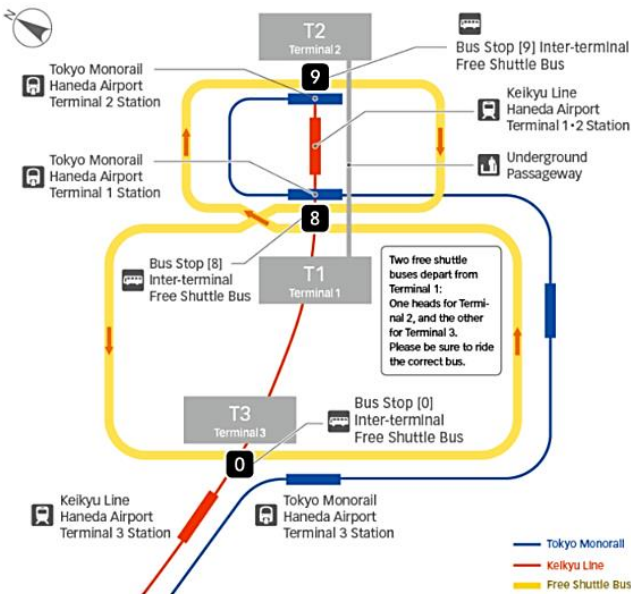
1. Domestic flights to KANSAI International Airport (KIX)
and ITAMI Airport (ITM) * **only domestic airport**

★ **Go Directly to Terminal 1 & Terminal 2**

(Terminal 3 / 2F Domestic flights transit check-in counter is closed.)

Arrive

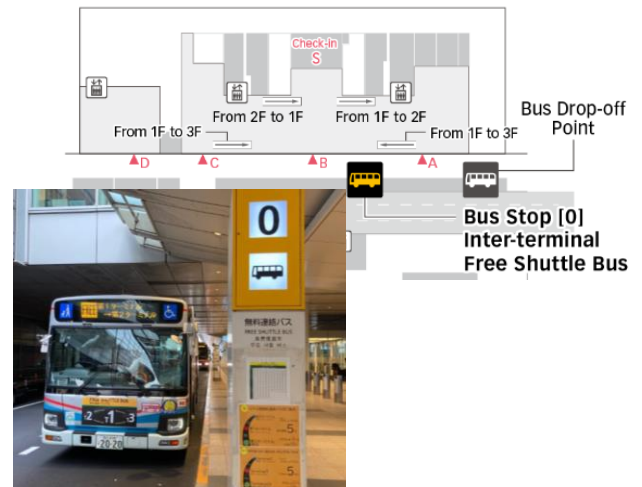
Terminal 3



Departure

Terminal 1 & Terminal 2

1F Outside take a shuttle bus
Bus Stop No. 0



2. Check-in & security screening for domestic flights

3. Arrival at KANSAI International Airport (KIX) & ITAMI Airport (ITM)

After arriving at KIX or ITM Airport, please check the information how to get to Kyoto (Hotel Granvia).

ACCESS



Transportation from KIX

Transportation from ITM

Transportation from HANEDA Airport (HND) 羽田空港

2. KEIKYU Line & JR Shinkansen



Terminal 1 → HANEDA Airport Terminal 1・2 Station

From Arrival gate (1F Terminal 1), go down to **B1F**.
Train station is in front of the information desk.



Information desk


Terminal 2 → HANEDA Airport Terminal 1・2 Station

From Arrival gate (2F Terminal 2), go down to **B1F**.
Train station is in front of the information desk.



Terminal 3 → HANEDA Airport Terminal 3 Station

From Arrival gate (2F Terminal 2), go straight.
Train station is in front of the information desk.
Proceed to the right as indicated by the “Keikyu Line” signboard.



★ **KEIKYU Line platform** and **TOKYO Monorail** platform are located the same station.

KEIKYU Line

TOKYO Monorail

The ticket machine is located next to the turnstiles.
Take **KEIKYU Line** to **SHINAGAWA Station**.
(approx. 15min).

KEIKYU Line

One-way: 330yen

Transportation from HANEDA Airport (HND) 羽田空港

2. KEIKYU Line & JR Shinkansen

JR Shinkansen

One-way: 13,970yen~

Arriving at **SHINAGAWA Station**, you can find JR transfer gate.
If you have JR Shinkansen tickets for **KYOTO**, go through directly.
If you **don't have tickets**, visit a ticket machine or information desk and buy tickets for **KYOTO**.



Ticket machine and information desk

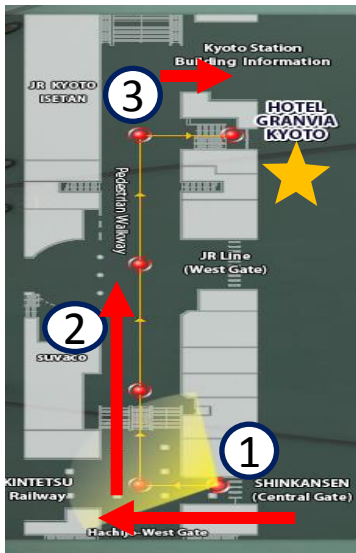
Follow this BLUE sign to Shinkansen gate to KYOTO.



Follow the BLUE sign.

Arriving at Kyoto Station, walk to the **Shinkansen Central Gate**. Take the escalator on your right to Hotel Granvia. Hotel Granvia is a 3-minute walk from the station.

Take the escalator on your right and go straight.
The entrance of Hotel Granvia is on your right.



①



Walk to escalator.



Entrance

②

Go straight.

