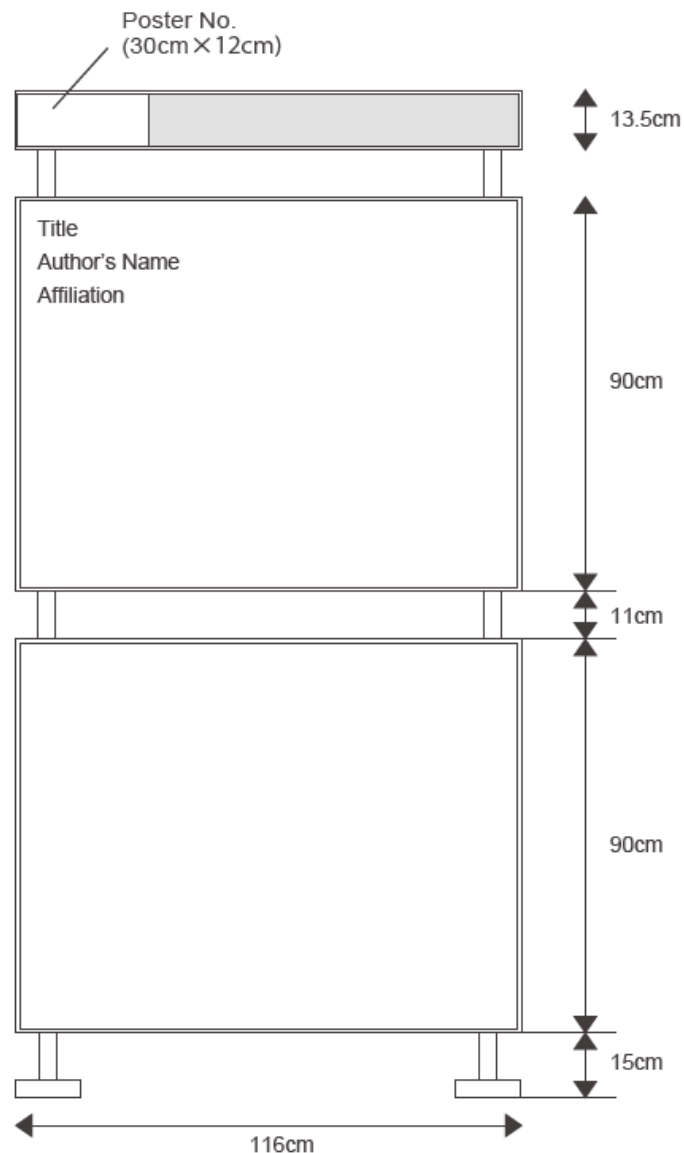


## For Poster Presenters

### Poster Size



- Please include the presentation title, author's name and affiliations at the top of the poster.
- Poster number will be prepared by the secretariat.

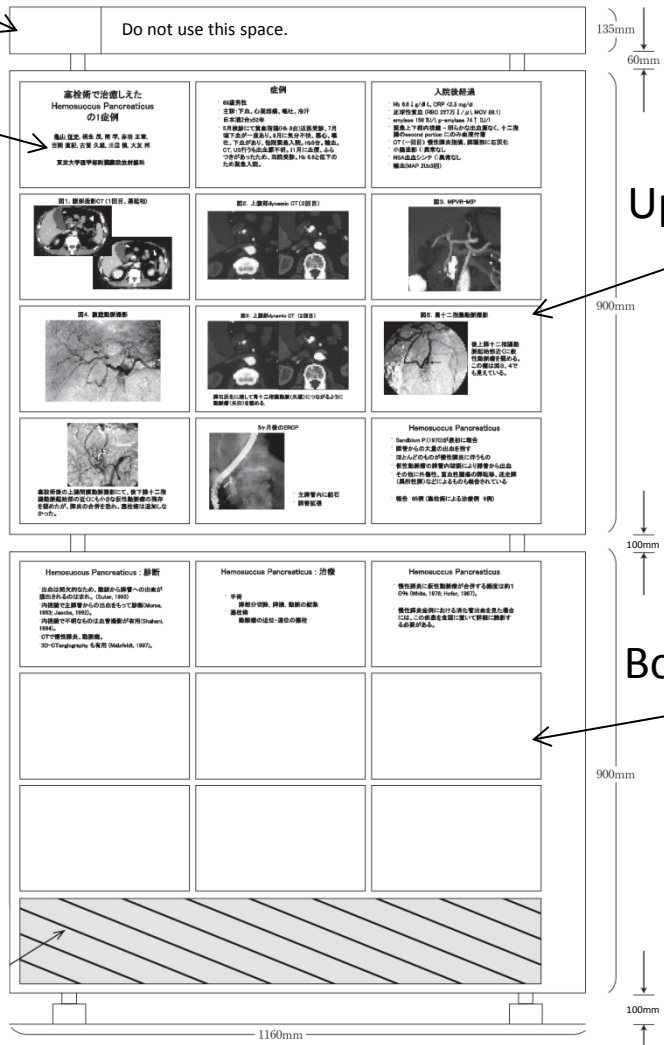
For Poster Presenters

A4-Sized Poster Arrangement

Reference number  
provided by the secretariat.

Title, name, affiliation.

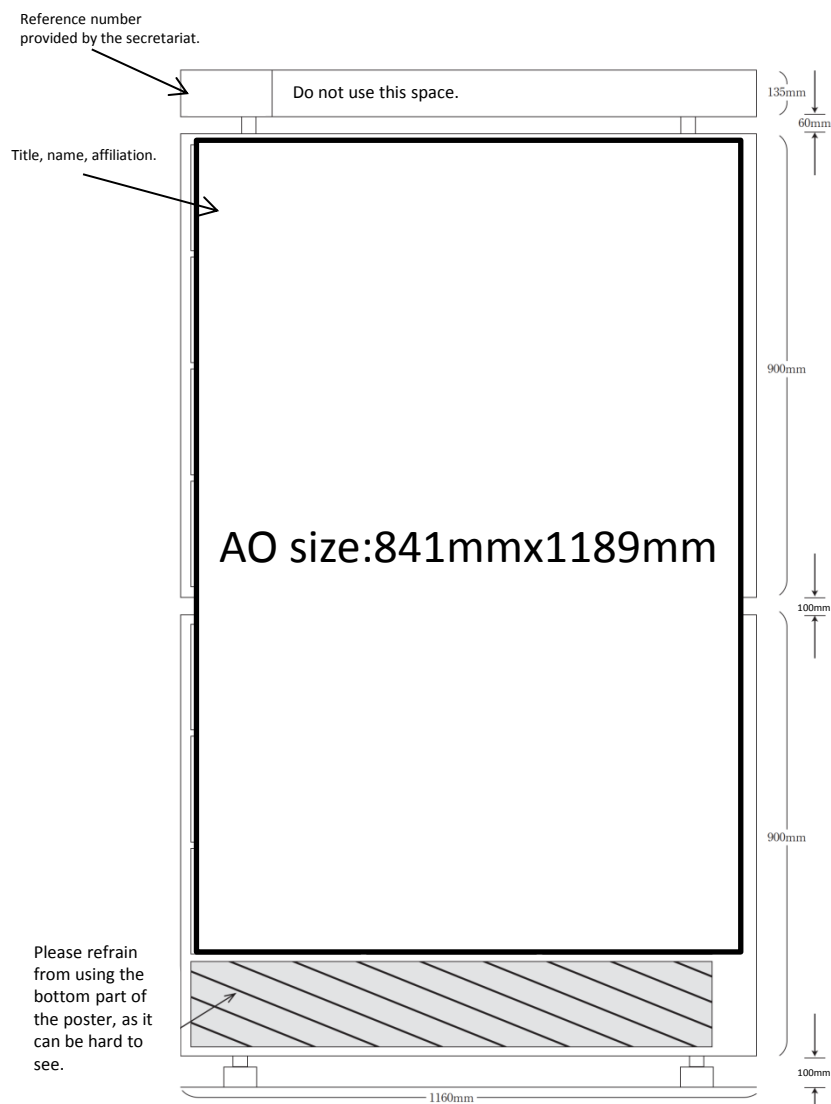
Please refrain  
from using the  
bottom part of  
the poster, as it  
can be hard to  
see.



- When using A4-sized papers, please arrange them in a 3x4 layout for the upper section and a 3x3 layout for the lower section, for a maximum of 21 sheets.
- On the top-left sheet of the upper section, please include the title, author's name, and author's affiliation.
- Please leave the topmost part blank, as it will be used by the secretariat to display the reference number.
- Additionally, avoid using the bottommost row, as it may be difficult for attendees to view from a distance.

## For Poster Presenters

### AO-sized Poster Arrangement



- It is also possible to use a single A0-sized sheet instead of multiple A40-sized sheets.
- In this case, please write the *title*, *author's name*, and *author's affiliation* in the upper-left part of the sheet.
- As with the previous example, leave the topmost part blank for the reference number provided by the secretariat.
- Additionally, avoid using the bottommost section, as it may be difficult for attendees to see from a distance.